

**This electronic collection of documents is provided
for the convenience of the user
and is Not a Certified Document –**

**The documents contained herein were originally issued
and sealed by the individuals whose names and license
numbers appear on each page, on the dates appearing
with their signature on that page.**

**This file or an individual page
shall not be considered a certified document.**

SITE 1

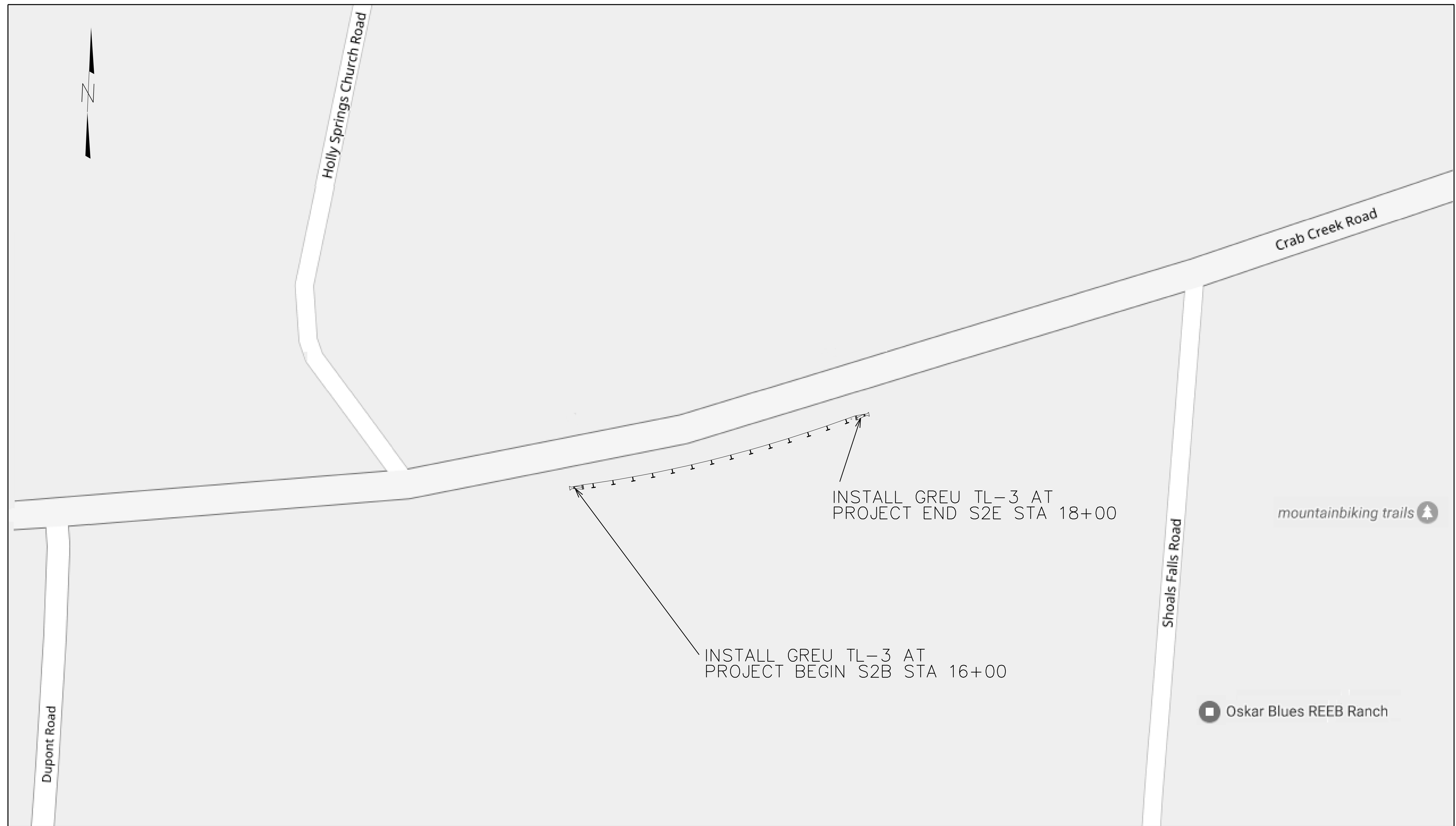
NOT TO SCALE



10/03/2017

SITE NO.	BEG. STA.	END STA.	LOCATION	LENGTH				WARRANT POINT		"N" DIST. FROM E.O.L.	TOTAL SHOULDER WIDTH	FLARE LENGTH		W	ANCHORS						IMPACT ATTENUATOR TYPE 350	REMOVE EXISTING GUARDRAIL	REMARKS			
				NUGUARD STRAIGHT	NUGUARD SHOP CURVED	STRAIGHT	SHOP CURVED	APPROACH END	TRAILING END			APPROACH END	TRAILING END		APPROACH END	TRAILING END	GREU TL-3 END UNIT	GREU C.A.T.-1 END UNIT	GREU B-77 END UNIT	GREU B-83 END UNIT				GRAU 350 END UNIT	AT-1 END UNIT	
S1	0 + 10	4 + 89	RT			425.0	25.0																			See Guardrail Summary Sheet 3B1

NOT TO SCALE



10/03/2017

SITE NO.	BEG. STA.	END STA.	LOCATION	LENGTH				WARRANT POINT		"N" DIST. FROM E.O.L.	TOTAL SHOULDER WIDTH	FLARE LENGTH		W	ANCHORS						PERMITTED			IMPACT ATTENUATOR TYPE 350	REMOVE EXISTING GUARDRAIL	REMARKS			
				NUGUARD STRAIGHT	NUGUARD SHOP CURVED	STRAIGHT	SHOP CURVED	APPROACH END	TRAILING END			APPROACH END	TRAILING END		APPROACH END	TRAILING END	GREU TL-3 END UNIT	GREU C.A.T.-1 END UNIT	GREU B-77 END UNIT	GREU B-83 END UNIT	GRAU 350 END UNIT	AT-1 END UNIT	NO.				G	NG	
S2	16+00	18+00	RT			100.0																							See Guardrail Summary Sheet 3B1

SITE 3

NOT TO SCALE



10/03/2017

SITE NO.	BEG. STA.	END STA.	LOCATION	LENGTH				WARRANT POINT		"N" DIST. FROM E.O.L.	TOTAL SHOULDER WIDTH	FLARE LENGTH		W		ANCHORS						IMPACT ATTENUATOR TYPE 350			REMOVE EXISTING GUARDRAIL	REMARKS		
				NUGUARD STRAIGHT	NUGUARD SHOP CURVED	STRAIGHT	SHOP CURVED	APPROACH END	TRAILING END			APPROACH END	TRAILING END	APPROACH END	TRAILING END	GREU TL-3 END UNIT	GREU C.A.T.-1 END UNIT	GREU B-77 END UNIT	GREU B-83 END UNIT	GRAU 350 END UNIT	AT-1 END UNIT	PERMITTED NO.	G	NG				
S3	27+93	38+40	RT			950.0										2												See Guardrail Summary Sheet 3B1

SITE 3B

NOT TO SCALE



THIS GUARDRAIL SITE SHOULD BE REVIEWED FOR POSSIBLE ALTERNATE GUARDRAIL INSTALLATION METHODS. (ANCHORAGE FOR GUARDRAIL POST ON BOX CULVERT)

10/03/2017

SITE NO.	BEG. STA.	END STA.	LOCATION	LENGTH				WARRANT POINT		"N" DIST. FROM E.O.L.	TOTAL SHOULDER WIDTH	FLARE LENGTH		W		ANCHORS						IMPACT ATTENUATOR TYPE 350			REMOVE EXISTING GUARDRAIL	REMARKS		
				NUGUARD STRAIGHT	NUGUARD SHOP CURVED	STRAIGHT	SHOP CURVED	APPROACH END	TRAILING END			APPROACH END	TRAILING END	APPROACH END	TRAILING END	GREU TL-3 END UNIT	GREU C.A.T.-1 END UNIT	GREU B-77 END UNIT	GREU B-83 END UNIT	GRAU 350 END UNIT	AT-1 END UNIT	PERMITTED NO.	G	NG				
S3B	47+31	48+56	RT			125.0										2												See Guardrail Summary Sheet 3B1

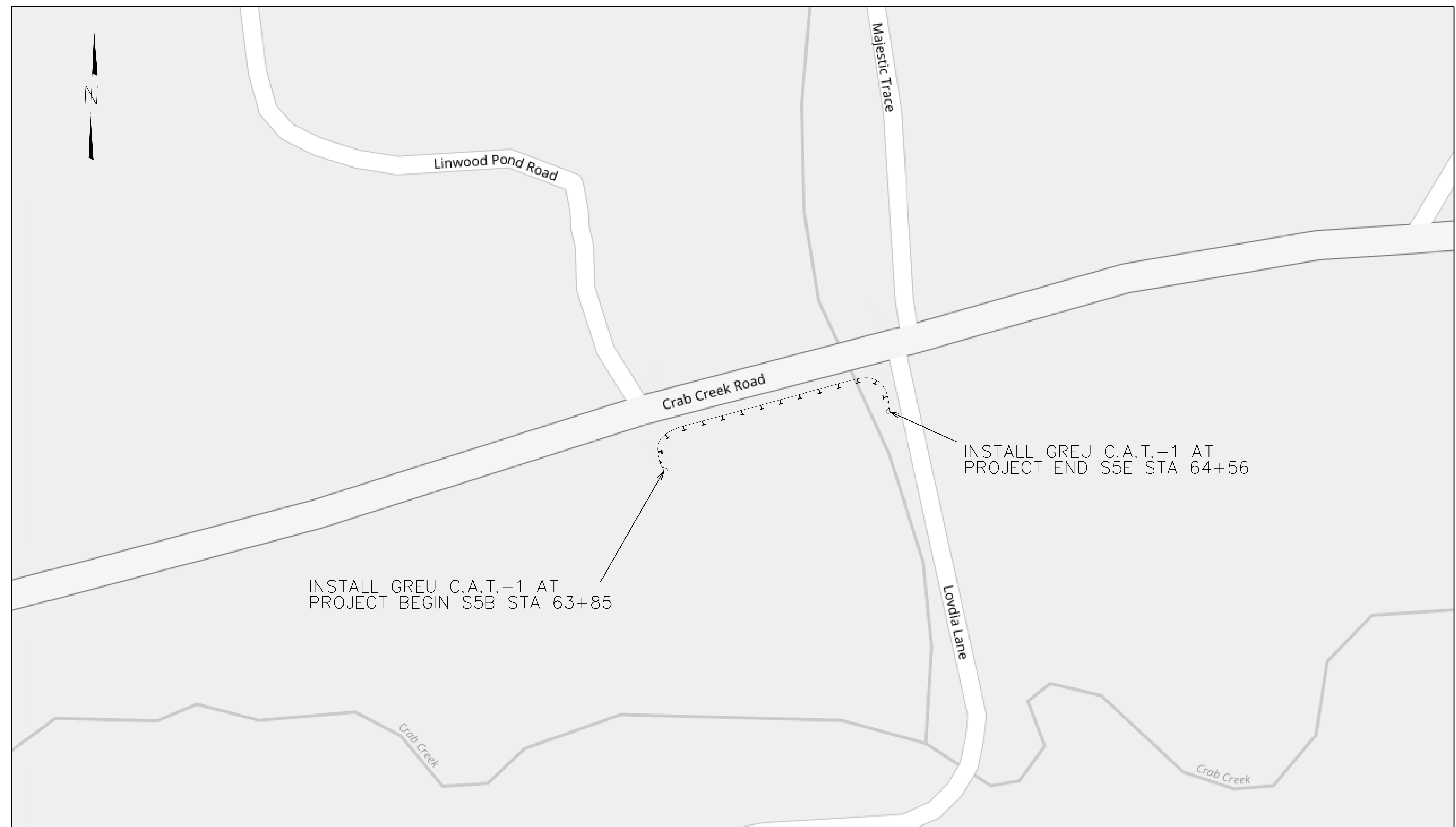
SITE 4

NOT TO SCALE



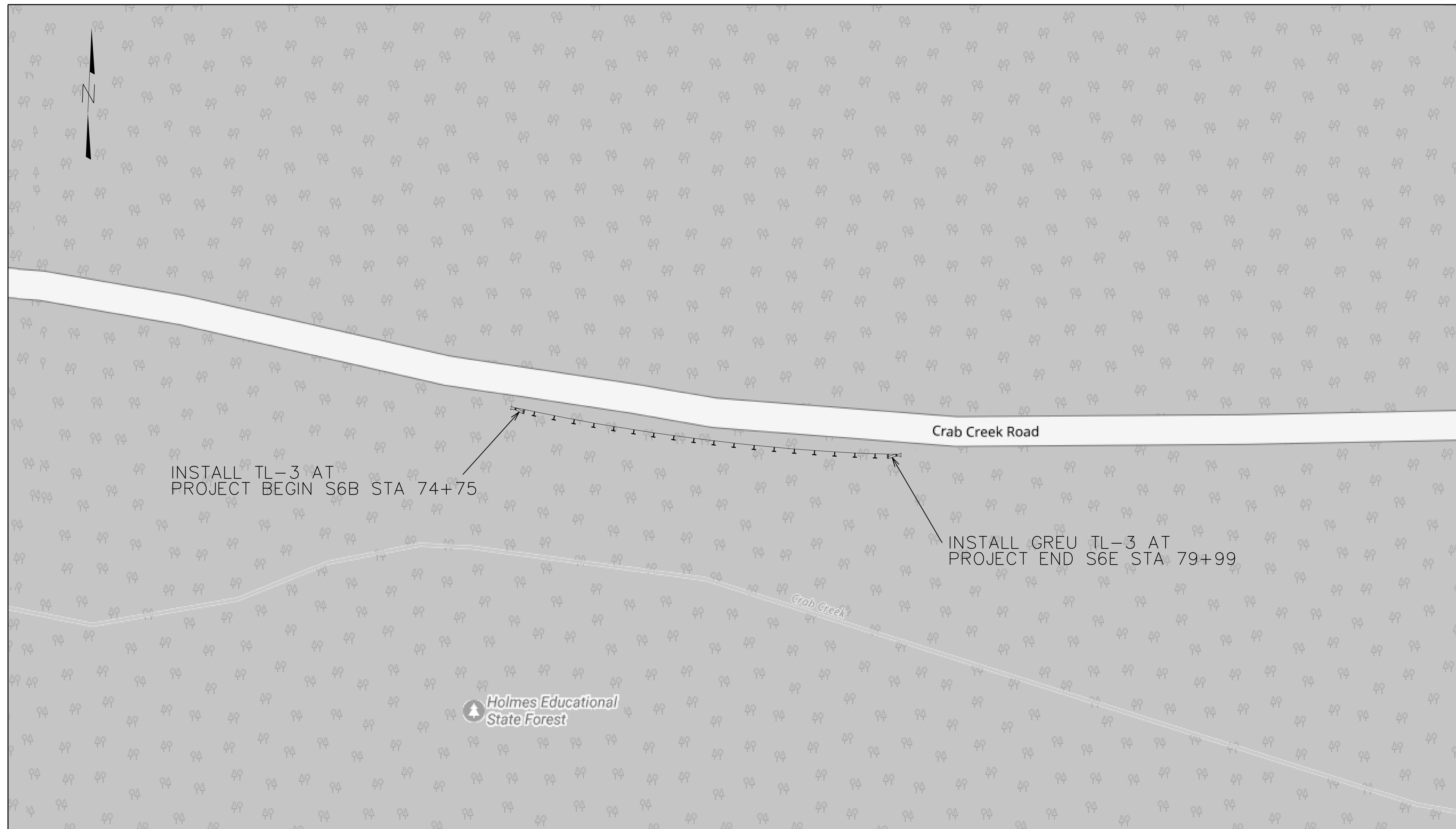
10/03/2017

SITE NO.	BEG. STA.	END STA.	LOCATION	LENGTH				WARRANT POINT		"N" DIST. FROM E.O.L.	TOTAL SHOULDER WIDTH	FLARE LENGTH		W	ANCHORS						IMPACT ATTENUATOR TYPE 350	REMOVE EXISTING GUARDRAIL	REMARKS			
				NUGUARD STRAIGHT	NUGUARD SHOP CURVED	STRAIGHT	SHOP CURVED	APPROACH END	TRAILING END			APPROACH END	TRAILING END		APPROACH END	TRAILING END	GREU TL-3 END UNIT	GREU C.A.T.-1 END UNIT	GREU B-77 END UNIT	GREU B-83 END UNIT				GRAU 350 END UNIT	AT-1 END UNIT	
S4	54+31	55+80	RT			50.0																				See Guardrail Summary Sheet 3B1



10/03/2017

SITE NO.	BEG. STA.	END STA.	LOCATION	LENGTH				WARRANT POINT		"N" DIST. FROM E.O.L.	TOTAL SHOULDER WIDTH	FLARE LENGTH		W	ANCHORS						IMPACT ATTENUATOR TYPE 350	REMOVE EXISTING GUARDRAIL	REMARKS		
				NUGUARD STRAIGHT	NUGUARD SHOP CURVED	STRAIGHT	SHOP CURVED	APPROACH END	TRAILING END			APPROACH END	TRAILING END		APPROACH END	TRAILING END	GREU TL-3 END UNIT	GREU C.A.T.-1 END UNIT	GREU B-77 END UNIT	GREU B-83 END UNIT				GRAU 350 END UNIT	AT-1 END UNIT
S5	63+85	64+56	RT			37.5	50.0																		See Guardrail Summary Sheet 3B1



10/03/2017

SITE NO.	BEG. STA.	END STA.	LOCATION	LENGTH				WARRANT POINT		"N" DIST. FROM E.O.L.	TOTAL SHOULDER WIDTH	FLARE LENGTH		W		ANCHORS					IMPACT ATTENUATOR TYPE 350	REMOVE EXISTING GUARDRAIL	REMARKS				
				NU GUARD STRAIGHT	NU GUARD SHOP CURVED	STRAIGHT	SHOP CURVED	APPROACH END	TRAILING END			APPROACH END	TRAILING END	APPROACH END	TRAILING END	GREU TL-3 END UNIT	GREU C.A.T.-1 END UNIT	GREU B-77 END UNIT	GREU B-83 END UNIT	GRAU 350 END UNIT				AT-1 END UNIT	PERMITTED NO.	PERMITTED G	PERMITTED NG
S6	74+75	79+99	RT			425.0										2											See Guardrail Summary Sheet 3B1

SITE 7

NOT TO SCALE

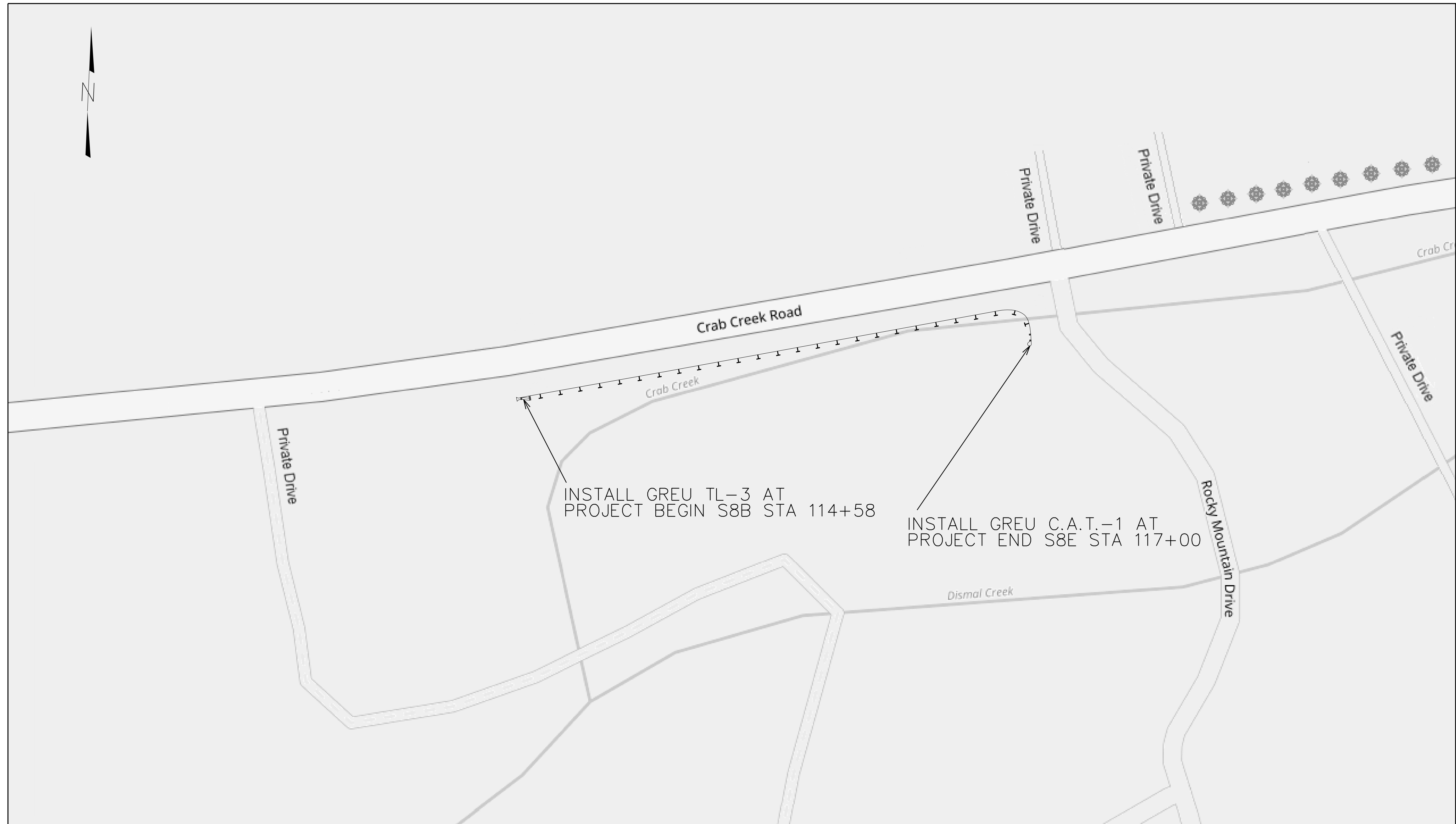


10/03/2017

SITE NO.	BEG. STA.	END STA.	LOCATION	LENGTH				WARRANT POINT		"N" DIST. FROM E.O.L.	TOTAL SHOULDER WIDTH	FLARE LENGTH		W		ANCHORS					IMPACT ATTENUATOR TYPE 350			REMOVE EXISTING GUARDRAIL	REMARKS	
				NUGUARD STRAIGHT	NUGUARD SHOP CURVED	STRAIGHT	SHOP CURVED	APPROACH END	TRAILING END			APPROACH END	TRAILING END	APPROACH END	TRAILING END	GREU TL-3 END UNIT	GREU C.A.T.-1 END UNIT	GREU B-77 END UNIT	GREU B-83 END UNIT	GRAU 350 END UNIT	AT-1 END UNIT	PERMITTED NO.	G			NG
S7	94+10	97+66	RT			287.5	25.0									1	1									See Guardrail Summary Sheet 3B1

SITE 8

NOT TO SCALE



10/03/2017

SITE NO.	BEG. STA.	END STA.	LOCATION	LENGTH				WARRANT POINT		"N" DIST. FROM E.O.L.	TOTAL SHOULDER WIDTH	FLARE LENGTH		W		ANCHORS						IMPACT ATTENUATOR TYPE 350			REMOVE EXISTING GUARDRAIL	REMARKS
				NUGUARD STRAIGHT	NUGUARD SHOP CURVED	STRAIGHT	SHOP CURVED	APPROACH END	TRAILING END			APPROACH END	TRAILING END	APPROACH END	TRAILING END	GREU TL-3 END UNIT	GREU C.A.T.-1 END UNIT	GREU B-77 END UNIT	GREU B-83 END UNIT	GRAU 350 END UNIT	AT-1 END UNIT	PERMITTED NO.	G	NG		
S8	114 + 58	117 + 00	RT			175.0	25.0									1	1									See Guardrail Summary Sheet 3B1

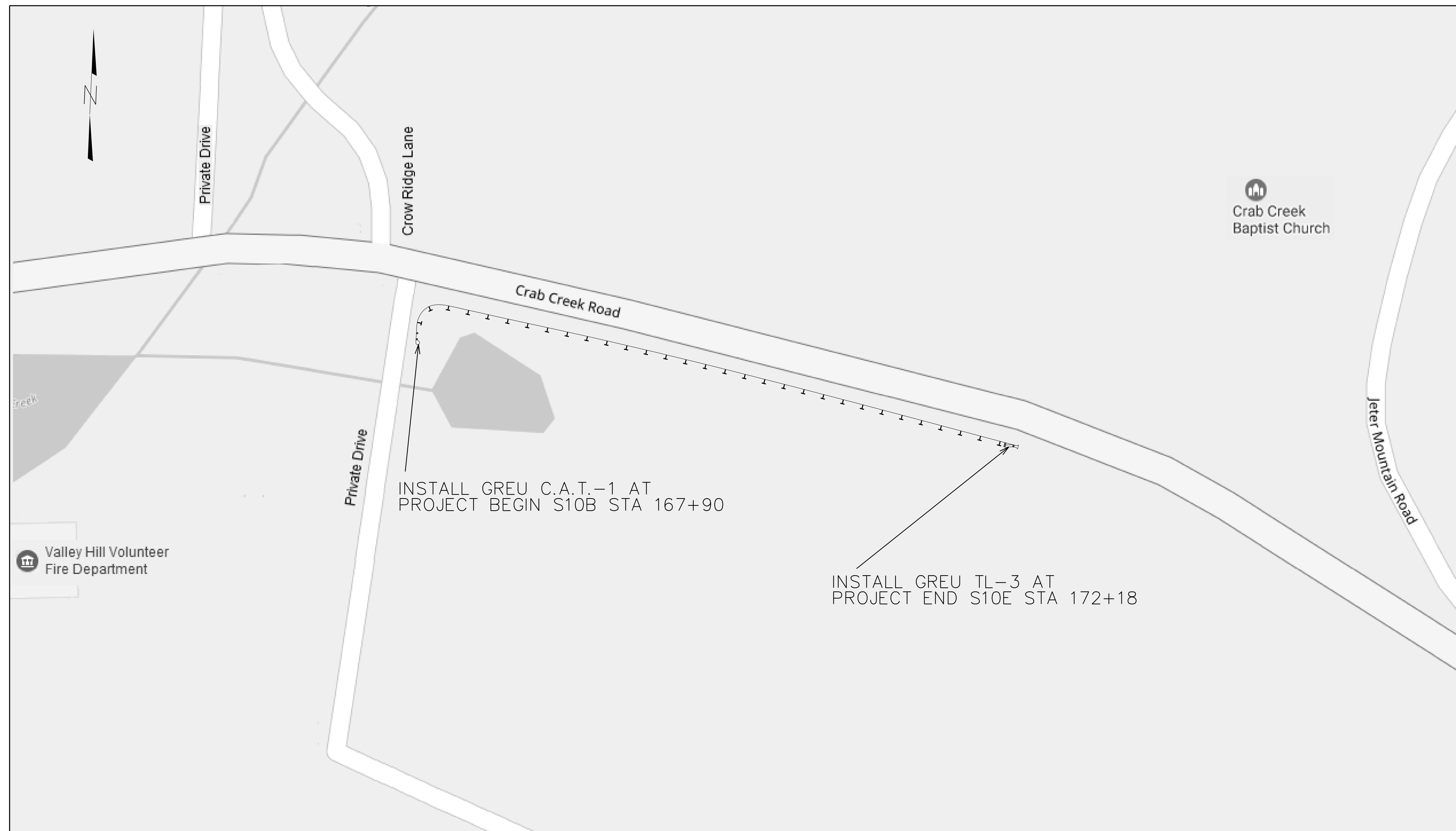
SITE 9

NOT TO SCALE



10/03/2017

SITE NO.	BEG. STA.	END STA.	LOCATION	LENGTH				WARRANT POINT		"N" DIST. FROM E.O.L.	TOTAL SHOULDER WIDTH	FLARE LENGTH		W		ANCHORS						IMPACT ATTENUATOR TYPE 350			REMOVE EXISTING GUARDRAIL	REMARKS	
				NUGUARD STRAIGHT	NUGUARD SHOP CURVED	STRAIGHT	SHOP CURVED	APPROACH END	TRAILING END			APPROACH END	TRAILING END	APPROACH END	TRAILING END	GREU TL-3 END UNIT	GREU C.A.T.-1 END UNIT	GREU B-77 END UNIT	GREU B-83 END UNIT	GRAU 350 END UNIT	AT-1 END UNIT	PERMITTED NO.	G	NG			
S9	166+37	167+50	RT			12.5										2											See Guardrail Summary Sheet 3B1

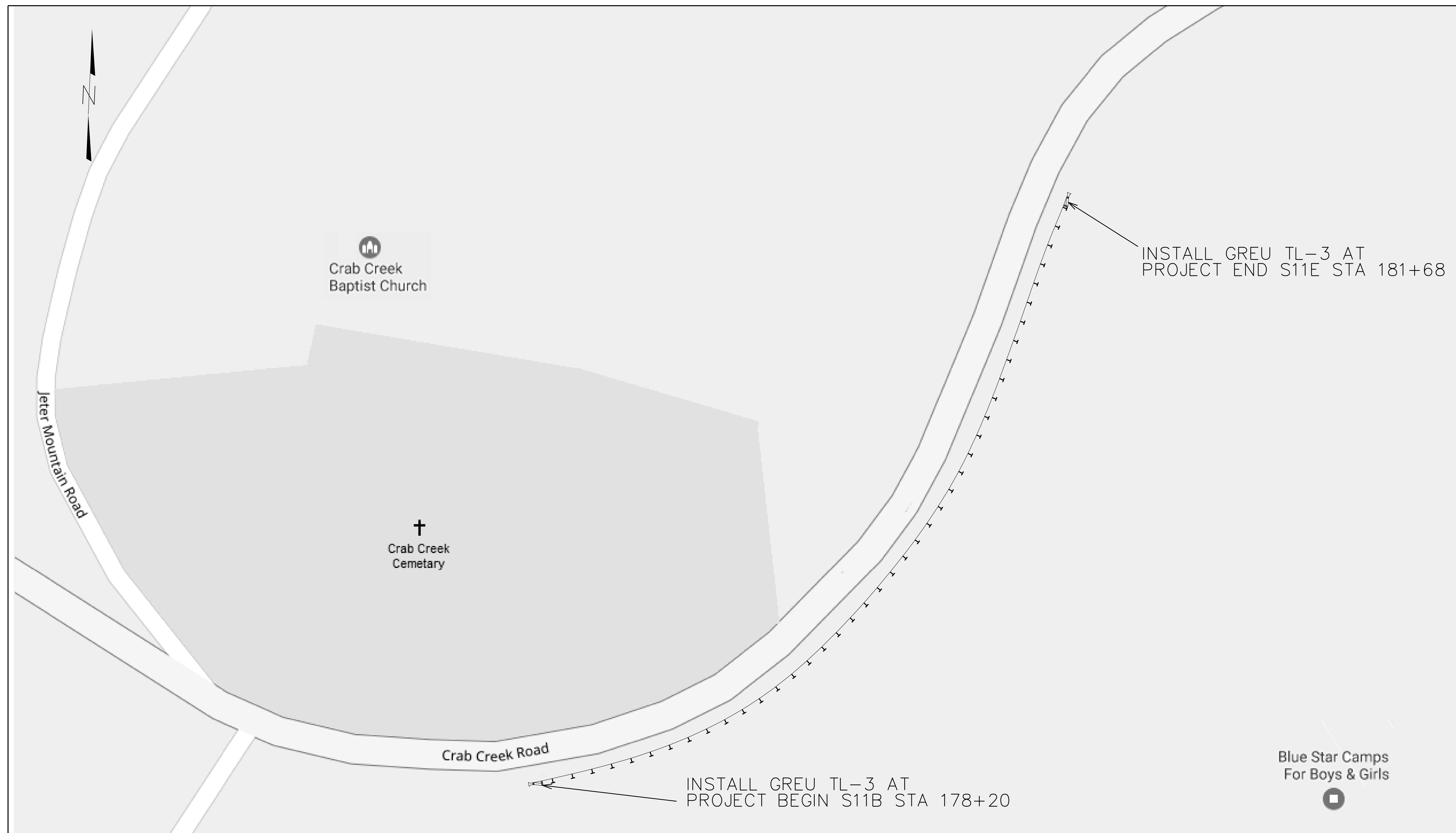


10/03/2017

SITE NO.	BEG. STA.	END STA.	LOCATION	LENGTH				WARRANT POINT		"N" DIST. FROM E.O.L.	TOTAL SHOULDER WIDTH	FLARE LENGTH		W	ANCHORS							PERMITTED NO.	IMPACT ATTENUATOR TYPE 350	REMOVE EXISTING GUARDRAIL	REMARKS	
				NUGUARD STRAIGHT	NUGUARD SHOP CURVED	STRAIGHT	SHOP CURVED	APPROACH END	TRAILING END			APPROACH END	TRAILING END		GREU TL-3 END UNIT	GREU C.A.T.-1 END UNIT	GREU B-77 END UNIT	GREU B-83 END UNIT	GRAU 350 END UNIT	AT-1 END UNIT	G					NG
S10	167+90	172+18	RT			350.0	25.0								1	1										See Guardrail Summary Sheet 3B1

SITE 11

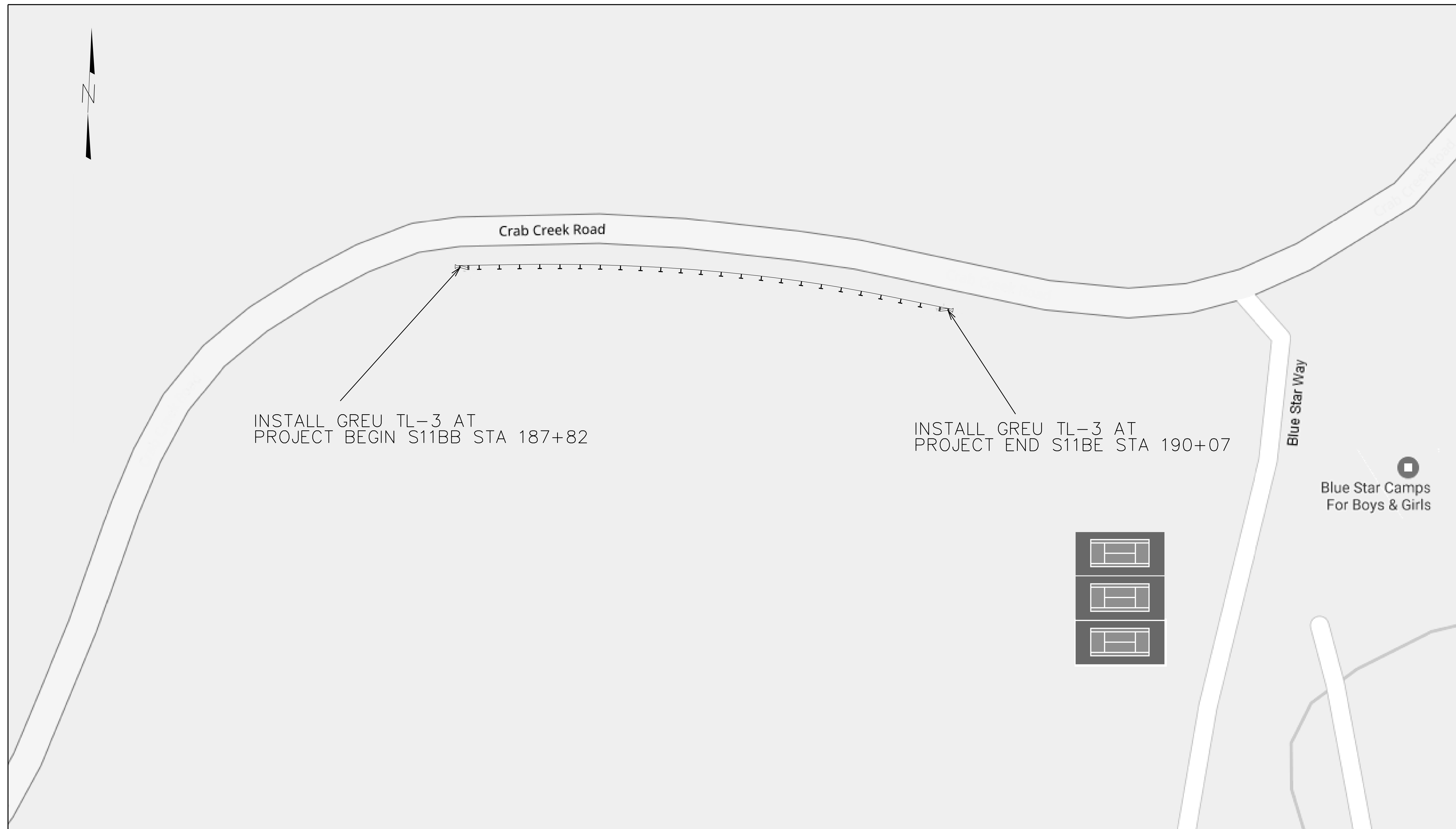
NOT TO SCALE



10/03/2017

SITE NO.	BEG. STA.	END STA.	LOCATION	LENGTH				WARRANT POINT		"N" DIST. FROM E.O.L.	TOTAL SHOULDER WIDTH	FLARE LENGTH		W	ANCHORS					PERMITTED			IMPACT ATTENUATOR TYPE 350	REMOVE EXISTING GUARDRAIL	REMARKS		
				NUGUARD STRAIGHT	NUGUARD SHOP CURVED	STRAIGHT	SHOP CURVED	APPROACH END	TRAILING END			APPROACH END	TRAILING END		APPROACH END	TRAILING END	GREU TL-3 END UNIT	GREU C.A.T.-1 END UNIT	GREU B-77 END UNIT	GREU B-83 END UNIT	GRAU 350 END UNIT	AT-1 END UNIT				NO.	G
S11	178+20	181+68	RT			250.0																					See Guardrail Summary Sheet 3B1

NOT TO SCALE

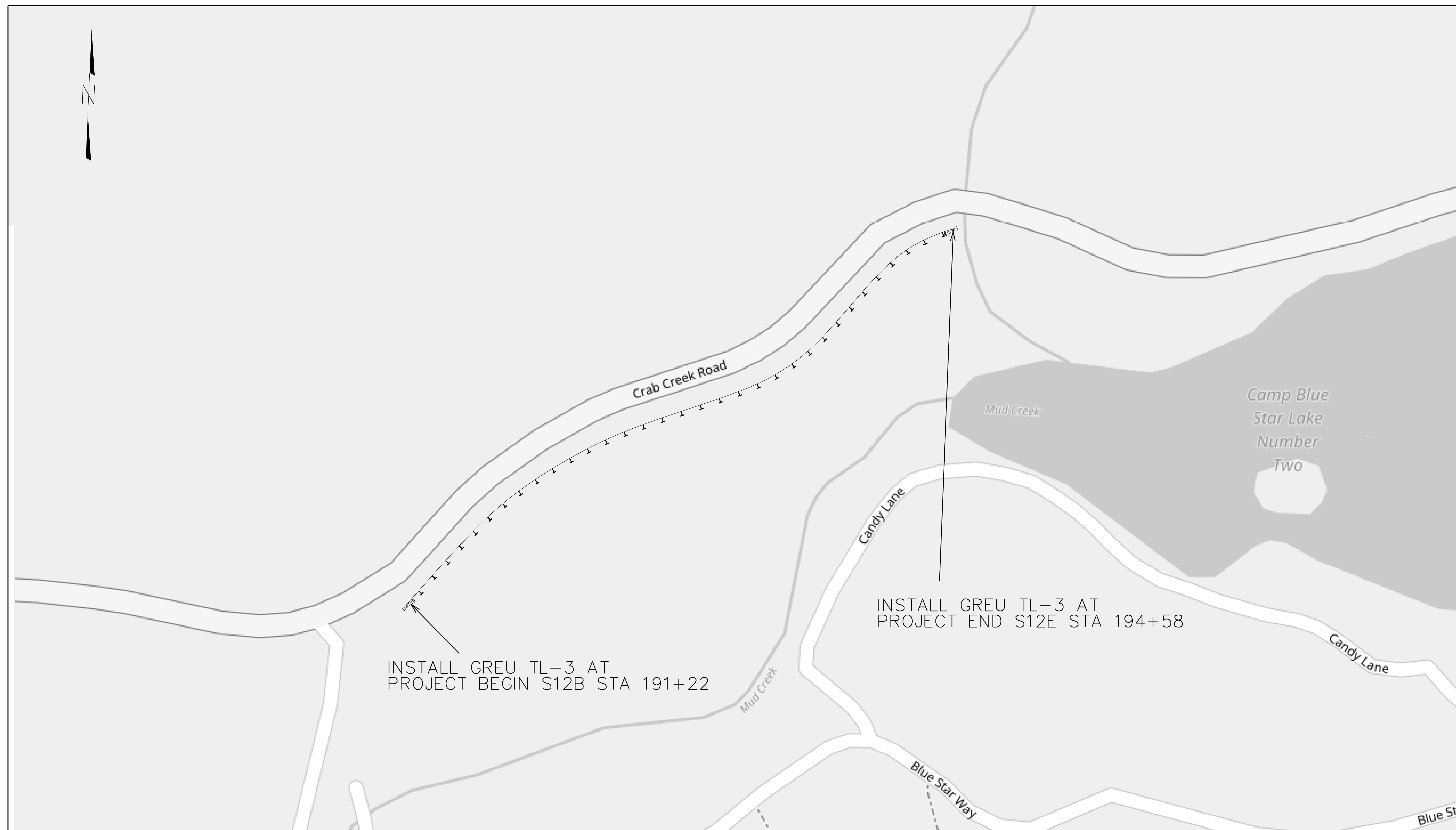


10/03/2017

SITE NO.	BEG. STA.	END STA.	LOCATION	LENGTH				WARRANT POINT		"N" DIST. FROM E.O.L.	TOTAL SHOULDER WIDTH	FLARE LENGTH		W		ANCHORS						PERMITTED			IMPACT ATTENUATOR TYPE 350	REMOVE EXISTING GUARDRAIL	REMARKS	
				NUGUARD STRAIGHT	NUGUARD SHOP CURVED	STRAIGHT	SHOP CURVED	APPROACH END	TRAILING END			APPROACH END	TRAILING END	APPROACH END	TRAILING END	GREU TL-3 END UNIT	GREU C.A.T.-1 END UNIT	GREU B-77 END UNIT	GREU B-83 END UNIT	GRAU 350 END UNIT	AT-1 END UNIT	NO.	G	NG				
S11B	187+82	190+07	RT			125.0																						See Guardrail Summary Sheet 3B1

SITE 12

NOT TO SCALE



10/03/2017

SITE NO.	BEG. STA.	END STA.	LOCATION	LENGTH				WARRANT POINT		"N" DIST. FROM E.O.L.	TOTAL SHOULDER WIDTH	FLARE LENGTH		W		ANCHORS					IMPACT ATTENUATOR TYPE 350			REMOVE EXISTING GUARDRAIL	REMARKS		
				NUGUARD STRAIGHT	NUGUARD SHOP CURVED	STRAIGHT	SHOP CURVED	APPROACH END	TRAILING END			APPROACH END	TRAILING END	APPROACH END	TRAILING END	GREU TL-3 END UNIT	GREU C.A.T.-1 END UNIT	GREU B-77 END UNIT	GREU B-83 END UNIT	GRAU 350 END UNIT	AT-1 END UNIT	PERMITTED NO.	G			NG	
S12	191+22	194+58	RT			237.5																					See Guardrail Summary Sheet 3B1

SITE 12B

NOT TO SCALE



SITE NO.	BEG. STA.	END STA.	LOCATION	LENGTH				WARRANT POINT		"N" DIST. FROM E.O.L.	TOTAL SHOULDER WIDTH	FLARE LENGTH		W		ANCHORS						PERMITTED			IMPACT ATTENUATOR TYPE 350	REMOVE EXISTING GUARDRAIL	REMARKS	
				NUGUARD STRAIGHT	NUGUARD SHOP CURVED	STRAIGHT	SHOP CURVED	APPROACH END	TRAILING END			APPROACH END	TRAILING END	APPROACH END	TRAILING END	GREU TL-3 END UNIT	GREU C.A.T.-1 END UNIT	GREU B-77 END UNIT	GREU B-83 END UNIT	GRAU 350 END UNIT	AT-1 END UNIT	NO.	G	NG				
S12B	203 + 14	204 + 77	RT			62.5																						See Guardrail Summary Sheet 3B1

SITE 13

NOT TO SCALE



10/03/2017

SITE NO.	BEG. STA.	END STA.	LOCATION	LENGTH				WARRANT POINT		"N" DIST. FROM E.O.L.	TOTAL SHOULDER WIDTH	FLARE LENGTH		W		ANCHORS					PERMITTED			IMPACT ATTENUATOR TYPE 350	REMOVE EXISTING GUARDRAIL	REMARKS	
				NUGUARD STRAIGHT	NUGUARD SHOP CURVED	STRAIGHT	SHOP CURVED	APPROACH END	TRAILING END			APPROACH END	TRAILING END	APPROACH END	TRAILING END	GREU TL-3 END UNIT	GREU C.A.T.-1 END UNIT	GREU B-77 END UNIT	GREU B-83 END UNIT	GRAU 350 END UNIT	AT-1 END UNIT	NO.	G				NG
S13	220+58	221+70	RT			50.0	25.0									1	1										See Guardrail Summary Sheet 3B1

SITE 14

NOT TO SCALE

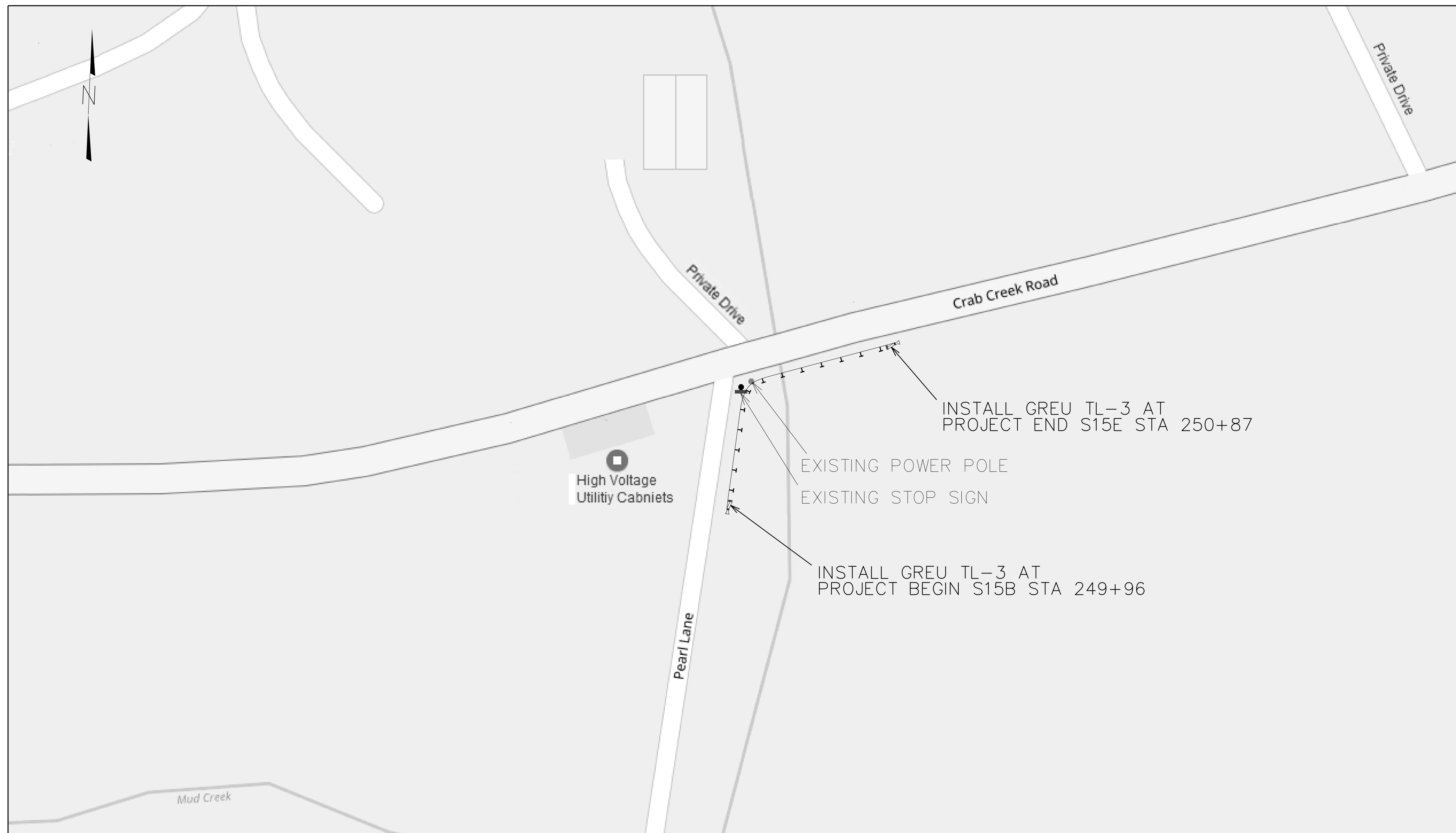


10/03/2017

SITE NO.	BEG. STA.	END STA.	LOCATION	LENGTH				WARRANT POINT		"N" DIST. FROM E.O.L.	TOTAL SHOULDER WIDTH	FLARE LENGTH		W	ANCHORS						PERMITTED			IMPACT ATTENUATOR TYPE 350	REMOVE EXISTING GUARDRAIL	REMARKS		
				NUGUARD STRAIGHT	NUGUARD SHOP CURVED	STRAIGHT	SHOP CURVED	APPROACH END	TRAILING END			APPROACH END	TRAILING END		APPROACH END	TRAILING END	GREU TL-3 END UNIT	GREU C.A.T.-1 END UNIT	GREU B-77 END UNIT	GREU B-83 END UNIT	GRAU 350 END UNIT	AT-1 END UNIT	NO.				G	NG
S14	242+20	248+17	RT			500.0																						See Guardrail Summary Sheet 3B1

SITE 15

NOT TO SCALE



10/03/2017

SITE NO.	BEG. STA.	END STA.	LOCATION	LENGTH				WARRANT POINT		"N" DIST. FROM E.O.L.	TOTAL SHOULDER WIDTH	FLARE LENGTH		W		ANCHORS					PERMITTED			IMPACT ATTENUATOR TYPE 350	REMOVE EXISTING GUARDRAIL	REMARKS	
				NUGUARD STRAIGHT	NUGUARD SHOP CURVED	STRAIGHT	SHOP CURVED	APPROACH END	TRAILING END			APPROACH END	TRAILING END	APPROACH END	TRAILING END	GREU TL-3 END UNIT	GREU C.A.T.-1 END UNIT	GREU B-77 END UNIT	GREU B-83 END UNIT	GRAU 350 END UNIT	AT-1 END UNIT	NO.	G				NG
S15	249+96	250+87	RT			37.5	25.0																				See Guardrail Summary Sheet 3B1

SITE 16

NOT TO SCALE

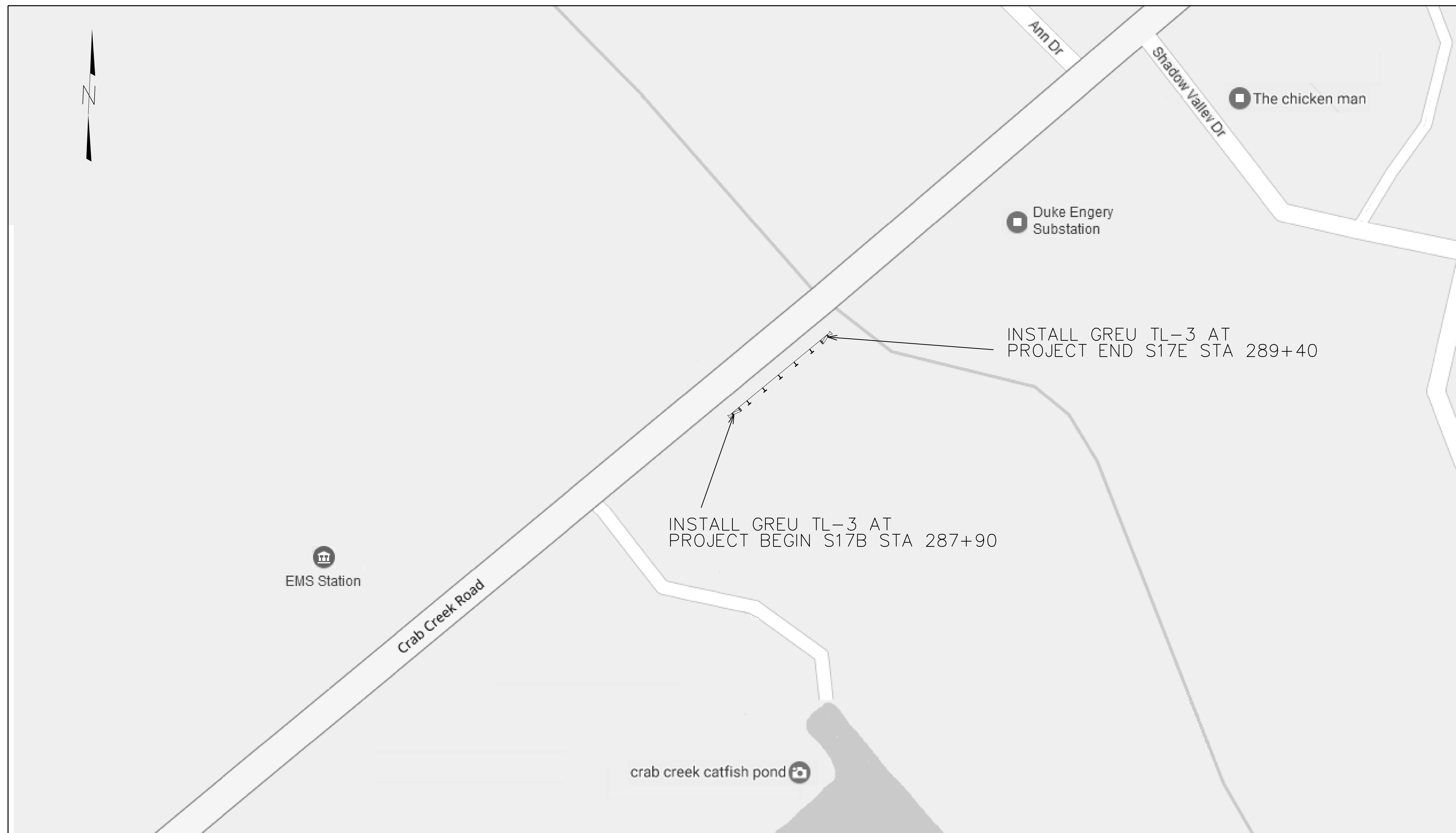


10/03/2017

SITE NO.	BEG. STA.	END STA.	LOCATION	LENGTH				WARRANT POINT		"N" DIST. FROM E.O.L.	TOTAL SHOULDER WIDTH	FLARE LENGTH		W	ANCHORS						IMPACT ATTENUATOR TYPE 350	REMOVE EXISTING GUARDRAIL	REMARKS					
				NUGUARD STRAIGHT	NUGUARD SHOP CURVED	STRAIGHT	SHOP CURVED	APPROACH END	TRAILING END			APPROACH END	TRAILING END		APPROACH END	TRAILING END	GREU TL-3 END UNIT	GREU C.A.T.-1 END UNIT	GREU B-77 END UNIT	GREU B-83 END UNIT				GRAU 350 END UNIT	AT-1 END UNIT			
S16	274+85	277+05	RT			125.0																						See Guardrail Summary Sheet 3B1

SITE 17

NOT TO SCALE



10/03/2017

SITE NO.	BEG. STA.	END STA.	LOCATION	LENGTH				WARRANT POINT		"N" DIST. FROM E.O.L.	TOTAL SHOULDER WIDTH	FLARE LENGTH		W		ANCHORS						IMPACT ATTENUATOR TYPE 350			REMOVE EXISTING GUARDRAIL	REMARKS	
				NUGUARD STRAIGHT	NUGUARD SHOP CURVED	STRAIGHT	SHOP CURVED	APPROACH END	TRAILING END			APPROACH END	TRAILING END	APPROACH END	TRAILING END	GREU TL-3 END UNIT	GREU C.A.T.-1 END UNIT	GREU B-77 END UNIT	GREU B-83 END UNIT	GRAU 350 END UNIT	AT-1 END UNIT	PERMITTED NO.	G	NG			
S17	287+90	289+40	RT			50.0																					See Guardrail Summary Sheet 3B1

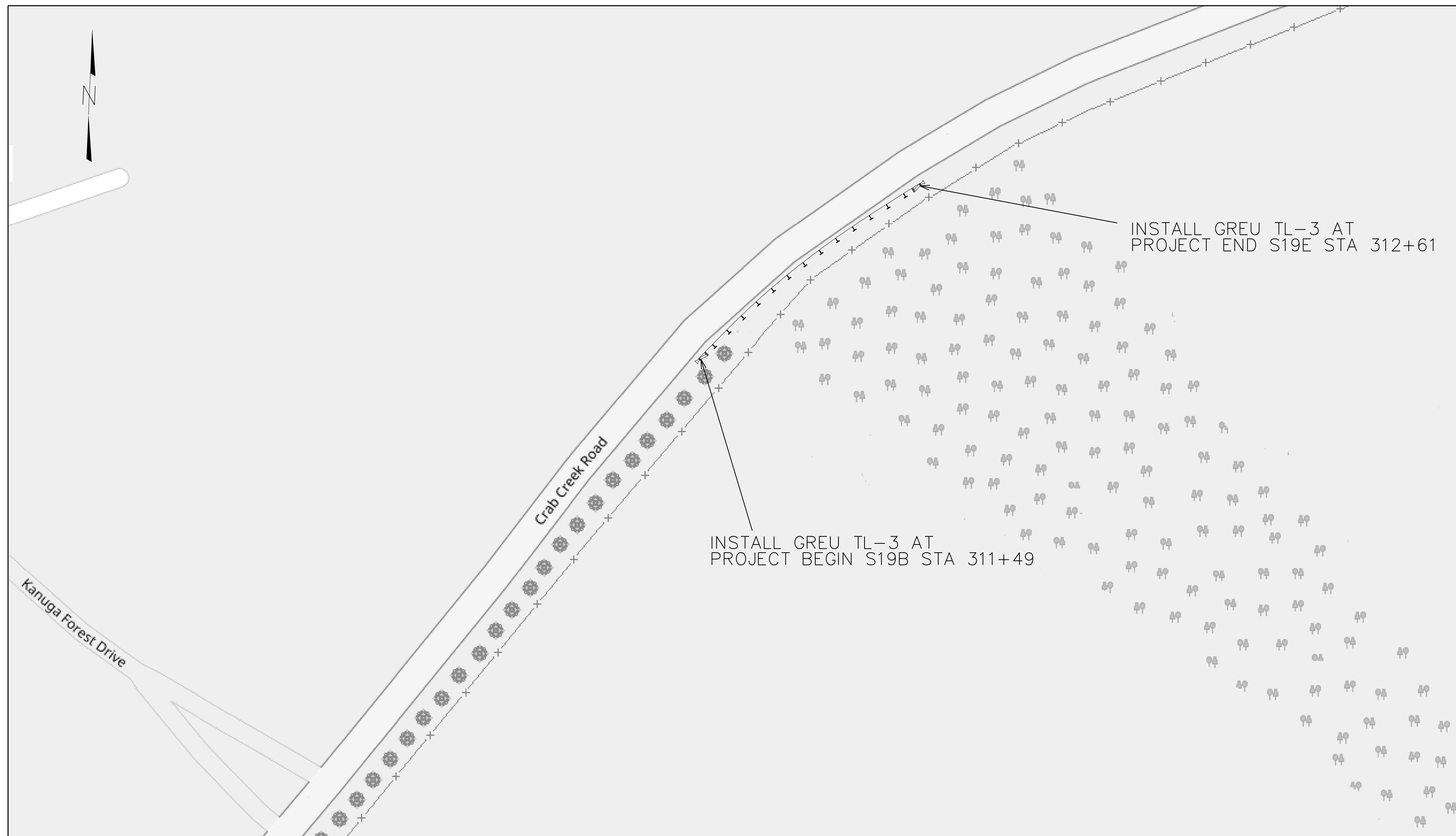
SITE 18

NOT TO SCALE



10/03/2017

SITE NO.	BEG. STA.	END STA.	LOCATION	LENGTH				WARRANT POINT		"N" DIST. FROM E.O.L.	TOTAL SHOULDER WIDTH	FLARE LENGTH		W		ANCHORS						IMPACT ATTENUATOR TYPE 350			REMOVE EXISTING GUARDRAIL	REMARKS		
				NUGUARD STRAIGHT	NUGUARD SHOP CURVED	STRAIGHT	SHOP CURVED	APPROACH END	TRAILING END			APPROACH END	TRAILING END	APPROACH END	TRAILING END	GREU TL-3 END UNIT	GREU C.A.T.-1 END UNIT	GREU B-77 END UNIT	GREU B-83 END UNIT	GRAU 350 END UNIT	AT-1 END UNIT	PERMITTED NO.	G	NG				
S18	300 + 51	303 + 02	RT			150.0																						See Guardrail Summary Sheet 3B1

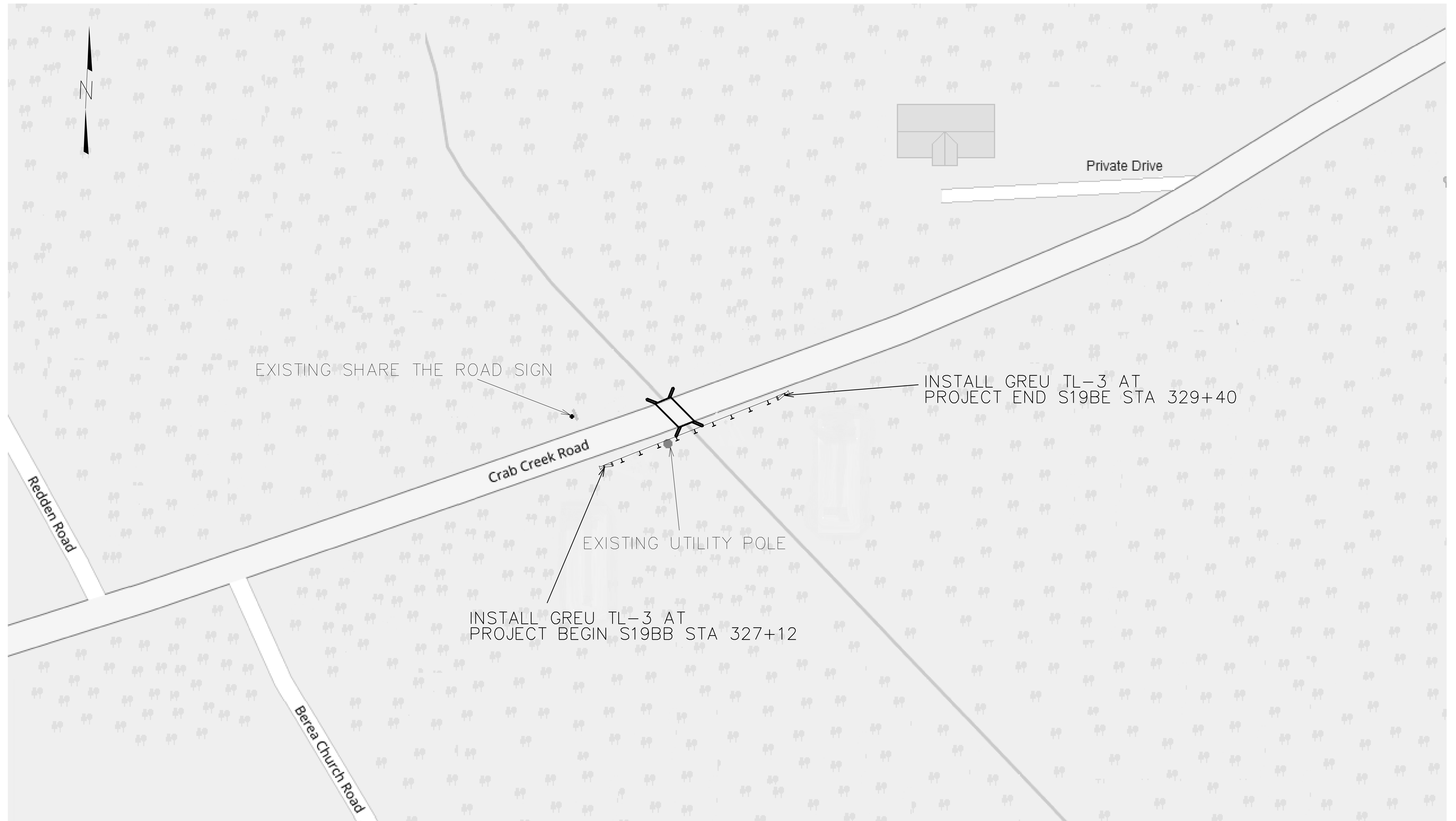


10/03/2017

SITE NO.	BEG. STA.	END STA.	LOCATION	LENGTH				WARRANT POINT		"N" DIST. FROM E.O.L.	TOTAL SHOULDER WIDTH	FLARE LENGTH		W	ANCHORS					IMPACT ATTENUATOR TYPE 350			REMOVE EXISTING GUARDRAIL	REMARKS			
				NUGUARD STRAIGHT	NUGUARD SHOP CURVED	STRAIGHT	SHOP CURVED	APPROACH END	TRAILING END			APPROACH END	TRAILING END		APPROACH END	TRAILING END	GREU TL-3 END UNIT	GREU C.A.T.-1 END UNIT	GREU B-77 END UNIT	GREU B-83 END UNIT	GRAU 350 END UNIT	AT-1 END UNIT			PERMITTED NO.	G	NG
S19	311+49	312+61	RT			12.5										2											See Guardrail Summary Sheet 3B1

SITE 19B

NOT TO SCALE



10/03/2017

SITE NO.	BEG. STA.	END STA.	LOCATION	LENGTH				WARRANT POINT		"N" DIST. FROM E.O.L.	TOTAL SHOULDER WIDTH	FLARE LENGTH		W		ANCHORS						IMPACT ATTENUATOR TYPE 350		REMOVE EXISTING GUARDRAIL	REMARKS			
				NUGUARD STRAIGHT	NUGUARD SHOP CURVED	STRAIGHT	SHOP CURVED	APPROACH END	TRAILING END			APPROACH END	TRAILING END	APPROACH END	TRAILING END	GREU TL-3 END UNIT	GREU C.A.T.-1 END UNIT	GREU B-77 END UNIT	GREU B-83 END UNIT	GRAU 350 END UNIT	AT-1 END UNIT	PERMITTED NO.	G			NG		
S19B	327+12	329+40	RT			125																						See Guardrail Summary Sheet 3B2

SITE 20

NOT TO SCALE



10/03/2017

SITE NO.	BEG. STA.	END STA.	LOCATION	LENGTH				WARRANT POINT		"N" DIST. FROM E.O.L.	TOTAL SHOULDER WIDTH	FLARE LENGTH		W		ANCHORS						PERMITTED			IMPACT ATTENUATOR TYPE 350	REMOVE EXISTING GUARDRAIL	REMARKS	
				NUGUARD STRAIGHT	NUGUARD SHOP CURVED	STRAIGHT	SHOP CURVED	APPROACH END	TRAILING END			APPROACH END	TRAILING END	APPROACH END	TRAILING END	GREU TL-3 END UNIT	GREU C.A.T.-1 END UNIT	GREU B-77 END UNIT	GREU B-83 END UNIT	GRAU 350 END UNIT	AT-1 END UNIT	NO.	G	NG				
S20	341+58	344+33	RT			175.0																						See Guardrail Summary Sheet 3B2

SITE 21

NOT TO SCALE



10/03/2017

SITE NO.	BEG. STA.	END STA.	LOCATION	LENGTH				WARRANT POINT		"N" DIST. FROM E.O.L.	TOTAL SHOULDER WIDTH	FLARE LENGTH		W		ANCHORS						PERMITTED NO. G NG	IMPACT ATTENUATOR TYPE 350	REMOVE EXISTING GUARDRAIL	REMARKS	
				NUGUARD STRAIGHT	NUGUARD SHOP CURVED	STRAIGHT	SHOP CURVED	APPROACH END	TRAILING END			APPROACH END	TRAILING END	APPROACH END	TRAILING END	GREU TL-3 END UNIT	GREU C.A.T.-1 END UNIT	GREU B-77 END UNIT	GREU B-83 END UNIT	GRAU 350 END UNIT	AT-1 END UNIT					
S21	346+60	347+87	RT			62.5	25.0									1	1									See Guardrail Summary Sheet 3B2